

# 3Shape Dental System Product Catalog

Version 22.1



# Tailored for your needs

3Shape supports every step of your digital journey. With 3Shape you can tailor a CAD/CAM solution perfectly matched to your lab's current size, budget and business model, and expand your offering with new services as you grow.

Choose a scanner, PC and design software. Add LabCare or the Basic Package according to your service needs. Additional software modules can be purchased along with your system; or can be added later when required.



## 1. Choose a Scanner

- E1
- E2
- E3
- E4



## 2. Choose a PC

- Desktop Ultra PC
- Desktop High Performance PC
- Desktop Standard PC



## 3. Choose a software package

- Scan Only
- Crown & Bridge
- Premium
- Complete Restorative
- Removables
- Optional add-ons and CAD Points



## 4. Choose a service package

- LabCare
- Basic Package

# Tailored for your needs

3Shape supports every step of your digital journey. With 3Shape you can tailor a CAD/CAM solution perfectly matched to your lab's current size, budget and business model, and expand your offering with new services as you grow.

Choose a scanner, PC and design software. Add LabCare or the Basic Package according to your service needs. Additional software modules can be purchased along with your system; or can be added later when required.



## Step 1

Choose your scanner

Page 4



## Step 2

Choose your PC

Page 5



## Step 3

Choose your design software and add-ons

Page 6-8



## Step 4

Choose your service package

Page 9-10

# Step 1: Choose your scanner



E1

## Essential scanning to digitize your lab

- 2 x 5 MP cameras
- Accuracy (ISO 12836): 10  $\mu$ m
- Scan speed (full arch): 32 sec
- Scan Speed (full arch impression): 104 sec
- Texture: n/a
- Scanning Strategy: Standard

#20007001



E2

## Increase productivity and texture scanning

- 2 x 5 MP cameras
- Accuracy (ISO 12836): 10  $\mu$ m
- Scan speed (full arch): 24 sec
- Scan speed (full arch impression): 72 sec
- Texture: B&W
- Scanning Strategy: Standard

#20007101



E3

## High performance and implant bar accuracy

- 2 x 5 MP cameras
- Accuracy (ISO 12836): 7  $\mu$ m
- Scan speed (full arch): 18 sec
- Scan speed (full arch impression): 64 sec
- Texture: Color

#20007201



E4

## Ultra-high speed and accuracy

- 4 x 5 MP cameras
- Accuracy (ISO 12836): 4  $\mu$ m
- Scan speed (full arch): 9 sec
- Scan speed (full arch impression): 45 sec
- Texture: Color
- Scanning Strategy: Die-in-model

#20007521

See Appendix I page 27–31 for complete Scanner Packages

## Step 2: Choose your PC



### Desktop Ultra PC

#### Optimal scanning performance

- Recommended for all scanners
- Recommended for all software packages (ideal for implant bridge and denture design)
- 3-year warranty on PC

#20000132



### Desktop High Performance PC

#### High scanning performance

- Recommended for all scanners
- Recommended for all software packages
- 3-year warranty on PC

#20000131



### Desktop Standard PC


#### Standard scanning performance

- Recommended only for E1 and E2
- Recommended for Dental System Crown and Bridge and Dental System Premium
- 3-year warranty on PC

#20000130

For additional information regarding the configuration of the PCs, please check the latest PC catalogue.


# Step 3: Choose your design software



## Scan Only

The easy way to go digital! Receive 3Shape TRIOS® cases or scan gypsum models and send to an external design service.


Included when purchasing a new scanner



## Crown & Bridge

Design full anatomies, bridges, copings, frameworks and wax-ups. Use CAD points to provide advanced indications. Includes the ability to export scans as STLs.


#80240225



## Premium

Design all indications from the Crown & Bridge plus splints, digital temps, digital smile design, RealView, telescopes, post & core and more. Includes the ability to export scans as STLs.


#80240222



## Complete Restorative

Get all indications from the Premium and Removables packages, plus all available restorative add-ons to design abutments, implant bars, models and more - at an attractive price. Includes the ability to export scans as STLs.


#80240223



## Removables

All indications for the labs that specialize in providing full and partial dentures. Includes the ability to export scans as STLs.

#80240224



## Optional add-ons and CAD Points

Supplement your solution with add-on modules to offer abutments, implant bars and bridges, models, dentures and more. Or purchase CAD Points to use on a case-by-case basis for indications not included in your package.











Please see next pages

See Appendix II, page 32-33, for Dental System configurations.

See Appendix III, page 34-35, for the content of your design software package.

## Step 3: Choose optional add-ons Restorative

Add-ons require an active Dental System design seat. Please provide our sales team with the dongle number when ordering. The service model chosen for your Dental System will also be applied for the add-on modules. For additional seats to add-on modules, please see price list.

		LabCare	Basic Package
	<b>Abutment Designer – 1 seat</b> CAD software for designing customized abutments and screw-retained crowns.*	#80243010	#80243260
		Annual Subscription	
	<b>Abutment Designer, Implant Bar &amp; Bridge – 1 seat</b> Abutment Designer and Implant Bar and Bridge Design.*	#80243170	#80243265
		Annual Subscription	
	<b>Removable Partial Design – 1 seat</b> CAD software for designing removable partial dentures.	#80243052	#80243240
		Annual Subscription	
	<b>Full Dentures – 1 seat</b> CAD software for designing Full Dentures.	#80243090	#80241175
		Annual Subscription	
	<b>Model Builder TRIOS® – 1 seat</b> CAD software for designing Digital Lab Models based on TRIOS scans and 3Shape impression scans.	#80249000	#80249047
		Annual Subscription: € 0	
	<b>Model Builder ALL Scans – 1 seat</b> Design digital lab models based on TRIOS scans, Sirona Cerec (3se files), Apollo, Dental Wings, iTero, 3M True Definition, Plan Scan, and 3Shape impression scans and other STL files.	#80249020	#80249071
		Annual Subscription	
	<b>Impression Scanning – Unlimited seats</b> Scanning software optimized for impression scanning with Model Builder for impression scans.	#80244010	#80244043
		Annual Subscription: € 0	
	<b>Smile Design – 1 seat</b> Create digital smile designs and share photo-realistic images of the patient's future smile. Use the 2D smile design to guide the 3D restorative design.	#80740050	N/A
		Annual Subscription	
	<b>Splint Studio – 1 seat</b> Design and produce splints, night guards and mouthguards with a guided, fast and intuitive workflow.	#80241372	N/A
		Annual Subscription	
	<b>IvoSmile – 1 seat</b> Create a smile design using augmented reality. Effectively visualize the result to the dentist and patient using the IvoSmile app.**	#80241376	N/A
		Annual Subscription	



See Appendix II on page 32 - 33 and Appendix III page 34-35 for a detailed description of software packages and system configurations.

\* Makes use of 1 design seat as well as 1 add-on seat during design.

\*\* Restricted in certain countries – check with 3Shape sales for availability.

# Step 3: Choose optional add-ons **Implant** and **Ortho**

LabCare

	<p><b>Implant Studio – 1 seat</b>          Implant Studio App for Dental System. Prosthetic driven implant planning and surgical guide design.*</p>	<p><b>#85240010</b></p>
		<p>Annual Subscription</p>
	<p><b>Clear Aligner Studio – 1 seat</b>          Full workflow for clear aligner treatments. Build an ideal setup, do the staging with attachments, and digitally prepare the models for production with ID tags, hollowing and wax-up. Access the 'Treatment Review' platform, for easy communication with your prescribing doctor about treatment objectives and proposals.          Includes 1 seat and 750 model exports.**</p>	<p><b>#80245535</b></p>
		<p>Annual Subscription</p>

\* See Appendix VI page 37 for further information.

\*\* Clear Aligner Studio is only sold as an Add-on to Dental System, not as standalone. 750 model exports are valid for one year. Once they are used, the customer can purchase additional model exports with CAD Points. Please note that 1 CAD Point equals 1 model export.

## CAD Points

Buy CAD Points to pay as you go when using indications not included in your design software. Use CAD points for Customized Abutments, Implant Bars & Bridges, Removable Partial Dentures, Full Dentures, Model Builder TRIOS® and Model Builder All Scans.\*

100 CAD Points	#80248100
200 CAD Points	#80248101
500 CAD Points	#80248102
1000 CAD Points	#80249946
2000 CAD Points	#80249947
5000 CAD Points	#80248121
10.000 CAD Points	#80248122
20.000 CAD Points	#80248123

\* See Appendix V on page 36.



# Step 4: Choose your Service Package

You can choose between two service packages to complement your 3Shape solution – LabCare or Basic Package. The LabCare subscription package is optional and gives high value services to keep you ahead. The Basic Package offers limited services free of charge. Both options are flexible, and you can subscribe or unsubscribe when needed.\*

## LabCare Subscription

Authorized support  
Get help from experts in your local language and time-zone



Software upgrades  
Get all new software releases with the latest developments including libraries, workflows and tools.



Wide range of training options  
Access to hands-on training events and lectures held by authorized 3Shape experts and renowned speakers\*\*



25% discounts on

- on additional seats
- subscription on additional seats
- on 3Shape Academy training at a local 3Shape facility\*\*



5- year warranty  
5-year warranty with purchase of a new Lab Scanner\*\*\*



## Basic Package No-subscription

Pay for support  
Charged per case

No upgrades  
You get the software version corresponding to the year of purchase.

No expert training  
Self-training using available 3Shape videos and manuals

No discounts  
Not eligible for special offers

No options  
No option for warranty and replacement service

## + In 3Shape Automate Regions

3Shape Automate Credits  
€900 3Shape Automate design credit included with the renewal of LabCare subscription\*\*\*\*



No 3Shape Automate Credits  
Charged per case

\* Terms and conditions apply. See pages 23 and 36 for further details.

\*\* Subject to availability in your country.

\*\*\* Contact your local sales manager for availability.

\*\*\*\* Only eligible customers in markets where 3Shape Automate is available. Limited to 1 credit per lab. Customers buying a new scanner with LabCare can also apply. Automate credits have no cash value and are not redeemable for cash. Credits must be manually claimed by emailing your 3Shape subscription renewal receipt to [automate@3shape.com](mailto:automate@3shape.com). 3Shape reserves the right to change terms and conditions at any time.

## Step 4: Choose your Service Package



Scan Only



Crown & Bridge



Premium



Complete Restorative



Removables


Basic Package	#99000210
LabCare	#99000206
Annual Subscription from the 2 <sup>nd</sup> year	

## Upfront payment of LabCare

Get a discount on your LabCare subscription by prepaying up to 5 years.

Years	Discount
1 additional year (2 years in total)	5 %
2 additional years (3 years in total)	10 %
3 additional years (4 years in total)	15 %
4 additional years (5 years in total)	20 %

# Trade-up/in and Scanner Tools



# Trade-up

3Shape's trade-up program offers an upgrade to a new scanner at an attractive price. Upon return of the old scanner to 3Shape, a credit is issued.



Code:

10099

## Conditions

Suggested end user trade-up credit should be granted to end customers by resellers. Include scanner serial number and dongle number of existing 3Shape scanner when ordering. The customer continues with the existing Software Packages, service agreement and software modules and with the same license period. If you are trading-up a scanner of which you were not the original reseller, you must take over the main dongle and support. The 3Shape Trade-up program is valid for all 3Shape scanners. An update to Dental System 2020 version or newer is required. LabCare customers can upgrade as part of their subscription. Basic Package customers will receive an upgrade for one seat free of charge. Please check with [sales@3shape.com](mailto:sales@3shape.com) for compatibility with Dental System and details.

For more information regarding trade-up value and shipping address, please see the Dental System Pricelist.

# Trade-in

3Shape's trade-in program offers an upgrade to a new 3Shape lab scanner by trading in a 3rd party desktop scanner. Upon return of the old scanner to 3Shape, a credit is issued.



Code:

10010

## Conditions

The competitive trade-in program includes a new scanner and dongle.

Under the trade-in program we accept the following scanners:












3M (Lava ST), Amann Girrbach (Map 100/Map 200+/Map 300/Map 400/Map 600), Axsys Dental (DOF Freedom/Freedom HD/Swing/Prime/Edge), B&D (Origin Intelligence HD w. Exocad), CADstar (CS.Neo Pro), Dental Direct (Activity 102/DD Argus M1), Dental Wings (ALL), Dentsply (inEos X5/Cercon Eye), Strauman (ALL), I-Metric (IScan), Kavo (Kavo Everest), Maestro (A20/A50/MDS400), Medit (T710/T510/T310/Identica/Identica Blue/Identica Hybrid), Nobel Biocare (Forte, 2G/LS3), Open Technologies (Easy/Smart/Deluxe/Revenge), SHINING AutoScan (DS100/DS200+/DS300/DS-EX/DS-EX Pro/DS-EX MIX), Sirona (inEos, X5), Smartoptics (ALL), Up3D (Up300+,Up360+,Up400, Up560), Zfx (Zfx Scan II/Scan III/Zfx Evolution), Zirkonzahn (Zirkonzahn 3D Scanner/Pentograf).

If a specific lab scanner model is not mentioned above, please consult 3Shape for trade-in options.

For more information regarding trade-in value and shipping address, please see the Dental System Pricelist.

# Scanner Tools

	<p><b>Articulator Holder (Incl. 2 X 3Shape Rubber Bands)</b> #80610257</p> <p>Allows the user to mount all 3Shape acknowledge articulators in all E-scanner models. Requires Dental System 17.3.0 or newer software version.</p>
	<p><b>3Shape Rubber Bands (X4) for Articulator Holder</b> #80610258</p> <p>Used as replacement for or additional to 3Shape Rubber Bands included in the delivery of the 3Shape Articulator Holder.</p>
	<p><b>Back up Dongle</b> #80602507</p> <p>Keep dongles on stock for quick distribution of new stand-alone licenses, or as replacement dongles. Order of minimum 5 dongles.</p>
	<p><b>Scanner Interface Plate, Standard</b> #06070009</p> <p>To be used for scanning of non-mounted models with all 3Shape lab scanners. To be used together with Scan Height Adapter. For large interior scanner interface plates, please use Generic Articulator Transfer Plates (items: 80600124 &amp; 80600125).</p>
	<p><b>Occlusion Setup Tool</b> #80600104</p> <p>(incl. 4 high-precision Interface Plates &amp; 1 Calibration Plate)</p> <p>Allows user to set up upper and lower arches prior to scanning and to skip the bite scan. Requires Dental System 2.9.9.2 or newer software versions. Can be used with all scanner models.</p>
	<p><b>Calibration Plate for Occlusion Setup Tool</b> #80600120</p> <p>Used as replacement item for the calibration plate included in the delivery of the Occlusion Setup Tool.</p>
	<p><b>Interface Plate Occlusion Setup Tool</b> #80600121</p> <p>Used as replacement item for the interface plates included in the delivery of the Occlusion Setup Tool.</p>
	<p><b>Scan Height Adapter – 1 strip</b> #80600118</p> <p>To be used with and included with all lab scanners with large interior (D750, D850, D900L, D1000 and D2000 (left axis)). To be used with interface plate on top to ensure correct position of models and dies for scanning. Can be taken out of the scanner when scanning mounted models using transfer plates.</p>
	<p><b>Scan Height Adapter – 2 strips</b> #80600119</p> <p>To be used with and included with D2000 (right axis). To be used with interface plate on top to ensure correct position of models and dies for scanning. Can be taken out of the scanner when scanning mounted models using transfer plates.</p>
	<p><b>Scan Height Adapter – E scanners</b> #80600129</p> <p>To be used with and included with all E Scanners (E1, E2, E3, E4). To be used with interface plate on top to ensure correct position of models and dies for scanning. Can be taken out of the scanner when scanning mounted models using Articulator Transfer Plates.</p>
	<p><b>Dental 2-cast Fixture</b> #80200002</p> <p>Fixture for all desktop scanner models. Used for fixing the occlusal alignment of upper and lower cast during scanning. To be used with Scan Height Adapter.</p>
	<p><b>Dental Wax-up Bridge Fixture</b> #80200004</p> <p>Fixture for all desktop scanner models. Used for fixing complete wax-up bridges in the scanner. To be used with Scan Height Adapter.</p>










	<p><b>Impression Fixture</b>          Fixture for all desktop scanner models. Used for fixing dental impressions in the scanner. To be used with Scan Height Adapter.</p>	#80200005
	<p><b>Implant Cast Fixture</b>          Fixture for all desktop scanner models. Used for fixing implant models in the scanner. To be used with Scan Height Adapter.</p>	#80600000
	<p><b>Wieland Impression Fixture</b>          Fixture for all desktop scanner models. Used for fixing full arch single and triple tray impressions in the scanner. To be used with Scan Height Adapter.</p>	#80600111
	<p><b>Full Denture Fixture</b>          Fixture for all desktop scanner models. Used for fixing full arch single and triple tray impressions in the scanner. To be used with Scan Height Adapter.</p>	#80600113
	<p><b>Multi-die Fixture</b>          Fixture used for fixing up to 7 individual dies.          To be used together with Scan Height Adapter with large interior lab scanners (E1, E2, E3, E4, D750, D850, D900L, D1000 and D2000).</p>	#80600130
	<p><b>Blu-Tack®</b>          1 package of Blu-Tack® scan clay (90 gram).</p>	#02050005
	<p><b>Desktop Standard PC * **</b>          Recommended for E1 &amp; E2 scanners, and Crown &amp; Bridge or Premium software packages.          Including mouse and keyboard (monitor is NOT included).</p>	#20000125
	<p><b>Desktop High Performance PC**</b>          Recommended for all scanners &amp; all software packages.          Including mouse and keyboard (monitor is NOT included).</p>	#20000126
	<p><b>Desktop Ultra PC *</b>          Recommended for all scanners &amp; all software packages.          Ideal for Implant Bridge and Denture Design.          Including mouse and keyboard (monitor is NOT included).</p>	#20000127
	<p><b>SpaceExplorer 3D Mouse</b>          SpaceExplorer 3D Mouse (3D Connection) with 3Shape logo.          Six-degrees-of-freedom technology, QuickView navigation keys.</p>	#02019104
	<p><b>3Shape Articulator</b>          3Shape Articulator used for articulation of digital lab models designed in 3Shape's Model Builder.</p>	#80610005

\* Please check the serial number of older Scanner types before ordering PC. PCs do not support D250, D500, D640s and D700 with serial numbers starting with CXXXXXXX and D710 starting with DXXXXXXX. All D8XX, D9XX, D1000, D2000, E scanners and D7XX scanners with serial numbers HXXXXXXX and IXXXXXXX are compatible with the PCs.

\*\* PC models are subject to change. If the model or brand are changed, the specifications will be similar. PCs are not compatible with Dental System version 2016 or older due to graphics card.

# Articulator Transfer Plates & more

You need both Articulator Calibration Object and Articulator Transfer Plates to transfer the model's position from physical articulator to virtual articulator in Dental System.

	<b>Lab Scanner Calibration Object</b> For calibrating all 3Shape lab scanners. To be used with Scan Height Adapter (items 80600118, 80600119 or 80600129).	#80610259
	<b>Articulator Calibration Object</b> For calibrating the transfer of position from physical articulator to virtual articulator. User mounts object in gypsum to transfer position and can skip the bite scan. Can be used with any transfer plate. Works with all scanners.	#80600109
	<b>Generic Articulator Transfer Plate – 1 strip</b> To be used with all large interior scanners (E1, E2, E3, E4, D750, D850, D900L, D1000 and D2000 (left axis)). Allows users to make their own transfer plates for articulator systems not (yet) supported by other 3Shape Transfer Plates, such as BioArt & many more. Can also be used as Interface Plate to temporarily mount any object on (see note 1 & 2).	#80600124
	<b>Generic Articulator Transfer Plate – 2 strips</b> To be used with D2000 scanners (right axis). Allows users to make their own transfer plates for articulator systems not (yet) supported by other 3Shape Transfer Plates, such as BioArt & many more. Can also be used as Interface Plate to temporarily mount any object on. To be purchased in addition to Generic Transfer Plate – 1 strip (left axis) to be able to benefit from the D2000 scanner's full potential (see note 1 & 2).	#80600125
	<b>Adesso Artex Articulator Transfer Plate – 1 strip</b> To be used with all large interior scanners (E1, E2, E3, E4, D750, D850, D900L, D1000 and D2000 (left axis)). Used with Baumann Adesso coupling system typically used with Ivoclar Stratos 300 articulator. Also used with ACR (Artex compatible) articulators (see note 2).	#80600112
	<b>Adesso Artex Articulator Transfer Plate – 2 strips</b> To be used with D2000 scanners (right axis). To be purchased in addition to Adesso Artex Articulator Transfer plate – 1 strip (left axis) to be able to benefit from the D2000 scanner's full potential. Used with Baumann Adesso coupling system typically used with Ivoclar Stratos 300 articulator. Also used with ACR (Artex compatible) articulators (see note 2).	#80600117
	<b>Whip Mix DENAR Mark 330 Articulator Transfer Plate – 1 strip</b> To be used with all large interior scanners (E1, E2, E3, E4, D750, D850, D900L, D1000 and D2000 (left axis)). Used with Whip Mix DENAR Mark 330 articulators (see note 2).	#80600106
	<b>Whip Mix DENAR Mark 330 Articulator Transfer Plate – 2 strips</b> To be used with Whip Mix DENAR Mark 330 articulators and D2000 scanners (right axis). To be purchased in addition to Whip Mix DENAR Mark 330 Transfer plate – 1 strip (left axis) to be able to benefit from the D2000 scanner's full potential (see note 2).	#80600114
	<b>SAM Articulator Transfer Plate – 1 strip</b> To be used with all large interior scanners (E1, E2, E3, E4, D750, D850, D900L, D1000 and D2000 (left axis)). Used with SAM articulators (see note 2).	#80600107



**SAM Articulator Transfer Plate – 2 strips**

#80600115

To be used with SAM articulators and D2000 scanners (right axis). To be purchased in addition to SAM Transfer plate – 1 strip (left axis) to be able to benefit from the D2000 scanner's full potential (see note 2).

**KaVo Protar Articulator Transfer Plate – 1 strip**

#80600108

To be used with all large interior scanners (E1, E2, E3, E4, D750, D850, D900L, D1000 and D2000 (left axis)). Used with KaVo Protar articulators (see note 2).

**KaVo Protar Articulator Transfer Plate – 2 strips**

#80600116

To be used with KaVo Protar articulators and D2000 scanners (right axis). To be purchased in addition to KaVo Protar Transfer plate – 1 strip (left axis) to be able to benefit from the D2000 scanner's full potential (see note 2).

**Shofu MSMP Articulator Transfer Plate – 1 strip**

#80600127

To be used with all large interior scanners (E1, E2, E3, E4, D750, D850, D900L, D1000 and D2000 (left axis)). Used with Shofu articulators. Requires MSMP plate to be mounted on top. Please purchase MSMP plate from your articulator provider (see note 2).

**Shofu MSMP Articulator Transfer Plate – 2 strips**

#80600128

To be used with Shofu articulators and D2000 scanners (right axis). To be purchased in addition to Shofu Transfer plate – 1 strip (left axis) to be able to benefit from the D2000 scanner's full potential. Requires MSMP plate to be mounted on top. Please purchase MSMP plate from your articulator provider (see note 2).

# Advanced Section





Additional design seats,  
stand-alone packages  
and upgrades



# Dental System **Additional Design Seats** with Client Server Setup








When utilizing a client server setup, LabCare customers enjoy a family discount of 25% on both the purchase price and the annual subscription for all additional seats. A client server setup of the dongle offers the possibility to work on multiple workstations simultaneously.

LabCare

	<b>Crown &amp; Bridge – Additional Seat</b> Design full anatomies, bridges, copings, frameworks and wax-ups. Use CAD Points to provide advanced indications. Requires active subscription of Dental System Crown & Bridge, Premium or Complete Restorative on the same dongle.	<b>#80240115</b>
	<b>Dental System Premium – Additional Seat</b> Design all indications from the Crown & bridge package plus splints, digital temps, digital smile design, RealView, telescopes, post & core and more. Requires active subscription of Dental System Complete Restorative or Dental System Premium on the same dongle.	<b>#80240003</b>
	<b>Dental System Complete Restorative – Additional seat</b> Get all indications from the Premium and Removables package plus all available restorative add-ons to design abutments, implant bars, models and more, at an attractive price. Requires active subscription of Dental System Complete Restorative on the same dongle.	<b>#80240196</b>
	<b>Dental System Removables – Additional Seat</b> For labs that specialize in providing full and partial dentures. Requires active subscription of Removables on the same dongle.	<b>#80243210</b>

# Dental System Stand-alone

Each stand-alone module includes 1 seat on a new dongle. For additional seats, please see the previous page for prices and items. Kindly note that the initial choice between LabCare or Basic Package also defines the LabCare service model for the additional seats.

	LabCare	Basic Package
 <p><b>Dental System Crown &amp; Bridge – Stand-alone</b> Design full anatomies, bridges, copings, frameworks and wax-ups. Use CAD points to provide advanced indications. Includes the ability to receive 3Shape TRIOS® cases.</p>	#80240105	#80241437
 <p><b>Dental System Premium – Stand-alone</b> Design all indications from the Crown &amp; bridge package plus splints, digital temps, digital smile design, RealView, telescopes, post &amp; core and more. Includes the ability to receive 3Shape TRIOS® cases.</p>	#80240004	#80241429
 <p><b>Dental System Complete Restorative – Stand-alone</b> Get all indications from the Premium and Removables packages, plus all available restorative add-ons to design abutments, implant bars, models and more, at an attractive price.</p>	#80240195	#80241428
 <p><b>Dental System Removables – Stand-alone</b> For labs that specialize in providing full and partial dentures. Impression scanning for Dentures included.</p>	#80243200	#80241438
 <p><b>Removable Partial Design – Stand-alone</b> CAD software for designing Removable Partial Dentures including Dental Manager.</p>	#80243051	#80241439
 <p><b>Full Dentures – Stand-alone</b> CAD software for designing Full Dentures including Dental Manager. Impression scanning for dentures included.</p>	#80243091	#80241440
 <p><b>Dental Manager Inbox – Stand-alone</b> Order reception and filtering software.</p>	#80241040	#80241442

# Software Package Upgrade

Want to switch to a more suitable software package? Simply upgrade to the package of your choice. The items below upgrade 1 software package design seat. If the dongle contains more than 1 design seat, you can choose to upgrade both or only one of the packages. Please note that if the design seat has LabCare, the renewal date of the annual subscription will not change. The new subscription level applies from the next annual invoice.

Please note this is an upgrade of the software package only. The new subscription level applies from the next annual invoice. Item numbers are valid for LabCare customers. Basic package customers can also receive an upgrade to latest available version in their country for one seat for free during upgrade. For information on item numbers for Basic Package, and latest available version in your country, please contact sales@3shape.com.

	Item number
Upgrade Scan Only to Crown & Bridge	#80248600
Upgrade Scan Only to Premium	#80248601
Upgrade Scan Only to Complete Restorative	#80248882
Upgrade Scan Only to Removables	#80248602
Upgrade Crown & Bridge to Premium	#80248603
Upgrade Crown & Bridge to Complete Restorative	#80248604
Upgrade Premium to Complete Restorative	#80248605
Upgrade Removables to Complete Restorative	#80248702
Upgrade 3Shape Communicate® Inbox to Premium	#80248273
Upgrade Premium TRIOS® Only to Dental System Premium	#80248256
Upgrade Premium TRIOS Only to Complete Restorative*	#80248484

\* Only available with LabCare.

## Conversion to Complete

Convert existing subscriptions of Dental System Premium with add-ons to Dental System Complete Restorative.



Number of active restorative add-on modules*	Code
2 modules	10265
3-4 modules	10266
More than 5 modules	10267

\* Please note the conversion applies for subscription of 1 Dental System Premium and add-ons. Restorative add-ons: Abutment Designer, Implant Bar and Bridge, Removable Partial Design, Full Dentures, Model Builder TRIOS / Model Builder ALL Scans. The 'Abutment Designer and Implant Bar and Bridge' package counts as two modules. Smile Design, Splint Studio and IvoSmile do not count in the conversion scheme. Please contact sales@3shape.com for quotation.

# 3Shape TRIOS® Integration

Item number



## 3Shape TRIOS Inbox \*

3Shape Communicate account for online communication between lab and dentist. Inbox to receive 3Shape TRIOS® scans directly from dentists.

Unlimited



## 3Shape TRIOS Inbox – Unlimited

Inbox to receive unlimited TRIOS cases per year. Includes STL export option and trial version of Dental System Premium – TRIOS only with 20 saves.

**Included in Dental System.**

Can be purchased as stand-alone

#80241436

Annual Subscription:

6000



## 3Shape TRIOS Inbox – 6.000 Cases per year

Inbox to receive 6000 TRIOS cases per year. Includes STL export option and trial version of Dental System Premium – TRIOS only with 20 saves.

Can be purchased as stand-alone

#80241435

Annual Subscription:

1200



## 3Shape TRIOS Inbox – 1.200 Cases per year

Inbox to receive 1200 TRIOS cases per year. Includes STL export option and trial version of Dental System Premium – TRIOS only with 20 saves.

Can be purchased as stand-alone

#80241434

Annual Subscription:

\* TRIOS Inbox is replacing the '3Shape Communicate Inbox Standalone' item. It enables receiving TRIOS IOS cases. Customers can choose from tiers according to their yearly volume. The license is charged when starting the service (first year). The license continues as a subscription from the second year. Invoicing and cases count is on a yearly basis. If tier is exceeded, additional scans can be purchased via CAD Points (1 CAD Point per case).

# 3<sup>rd</sup> Party IOS Integration

Item number



## 3<sup>rd</sup> Party IOS Inbox \*

3Shape Communicate account for online communication between lab and dentist. Inbox to receive 3Shape Dentsply Sirona IOS scans directly from dentists.

The service is a separate license and must be purchased as an add-on to Dental System.

Unlimited



## 3<sup>rd</sup> Party IOS Inbox – unlimited

Inbox to receive unlimited Dentsply Sirona IOS cases per year.

#80241433

Annual Subscription:

3000



## 3<sup>rd</sup> Party IOS Inbox – 3.000 Cases per year

Inbox to receive 3000 Dentsply Sirona IOS cases per year.

#80241431

Annual Subscription:

600



## 3<sup>rd</sup> Party IOS Inbox – 600 Cases per year

Inbox to receive 600 Dentsply Sirona IOS cases per year.

#80241430

Annual Subscription:

\* Only available with LabCare. The license is charged when starting the service (first year). The license continues as a subscription from the second year. Invoicing and case count is on a yearly basis. If tier is exceeded, additional scans can be purchased via CAD Points (2 CAD Points per 3<sup>rd</sup> Party IOS case).

# LabCare Service Charge and Support fees

Item number

	<p><b>LabCare to Basic Package Service Charge*</b> The Lab has the option to discontinue LabCare by paying a service charge.</p>	#99000130
	<p><b>Basic Package – Upgrade fee</b> Basic Package customers can upgrade to the latest version of Dental System by paying an upgrade fee depending on active version. The upgrade fee is defined in the pricelist.</p>	<p>Scan Only #80249841 Crown &amp; Bridge #80249843 Premium #80249703 Complete Restorative #80249704 Removables #80249893</p>
	<p><b>Basic Package – Support fee**</b> Basic Package customer are invoiced for support provided by 3Shape on a pay-per-case basis. The fee for reseller support is defined by the reseller.</p>	#99000260
	<p><b>E Scanners Out of warranty repair fee**</b> The price covers repair and shipping of LAB scanners out of warranty.</p> <p><b>D Scanners Out of warranty repair fee**</b> The price covers repair and shipping of LAB scanners out of warranty.</p>	#99000044  #99000043

\*Please note: if you discontinue LabCare, you also forfeit the LabCare Warranty service.

\*\*This service is not available in Korea, Japan, Malaysia, Myanmar, Indonesia, Philippines, Singapore, Thailand, Vietnam, India, Poland.

## 5 Year Warranty

	<p><b>Up to 5 Year warranty on 3Shape Lab Scanners</b> With LabCare, we offer a warranty service add-on for 3Shape Lab Scanners covering up to 5 years from the date of the scanner purchase. 5 year warranty service is included on all lab scanners if LabCare is chosen at the time of purchase.*</p>	#99000100
--	--	-----------

\* Please note: the warranty service add-on is limited to the following models: E1, E2, E3, E4.

Shipping not included. If you discontinue LabCare, you also forfeit the LabCare Warranty & Replacement service.






\*\* Basic version upgrade fee is per seat. For multiple seats please contact sales@3Shape.com



# 3Shape Academy

Please register for training at 3Shape Academy (visit [support.3shape.com](http://support.3shape.com) or contact [training@3shape.com](mailto:training@3shape.com) for customized training). As a reseller, you are obliged to participate in Update Training to ensure your organization is up-to-date regarding Dental System. Training is offered at 3Shape offices in Copenhagen, Denmark; New Jersey, USA; Kiev, Ukraine; Shanghai, China; and Milan, Italy, in English, German, Italian, Russian, French, and Chinese.

LabCare customers enjoy a minimum 25% discount on standard training prices.

	<b>Update Training / 1 Day Annual Reseller Release Training (Mandatory)</b> Learn usage, tools and understand functionality of the latest annual release of Dental System. Requires knowledge of the previous versions of Dental System.	Included as part of LabCare
	<b>Basic Training (2 days, max 14 persons)</b> Provides attendees with the ability to successfully and efficiently operate Dental System. Dental background required. Training at 3Shape location.	#99500000
	<b>Advanced Training (1 day)</b> Provides attendees with the ability to use Dental System in advanced mode. Advanced Dental background and knowledge of Dental System recommended.	#99500010
	<b>Customized Trainings or Presentations</b> To be agreed between the reseller and 3Shape Academy.	#99500020
	<b>Travel and Accommodation</b> For the 3Shape Trainer.	#99500050

# Demo systems and demo box

Demo systems available for sale to our resellers only, and exclusively for demonstration purposes. The systems come with Complete Restorative to allow you to demonstrate all indications and features. The systems have limited saves.



**E1**  
Complete Restorative system – DEMO



**E2**  
Complete Restorative system – DEMO



**E3**  
Complete Restorative system – DEMO



**E4**  
Complete Restorative system – DEMO

Item	#20007905	#20007915	#20007925	#20007935
------	-----------	-----------	-----------	-----------



### 3Shape Lab Scanner Demo Box for resellers.

#80000020

Demo box for sales demonstrations of any 3Shape Lab Scanner containing:

- USB with tips on how to make good demos of 3Shape lab scanners.
- Ivoclar Stratos® articulator including Baumann Adesso Split plates.
- 3Shape Articulator Holder.
- Impression Fixture.
- Adesso Artex Transfer Plate – 1 strip & 2 strips
- Occlusion Transfer Calibration object – mounted and ready
- 3D printed set of models mounted to fit the articulator.
- 3D printed triple tray and a separate die for impression scanning.
- Metal tweezers used to take dies out of the models.
- Blue Tack®.
- Extra room for your own favorite demonstration models.

# Education systems

Education licenses are to be used exclusively for training and education purposes by schools, universities, or training centers. The name of the university/school and contact person is required when the order is placed. 3Shape reserves the right to verify that the purchased product is only used by the educational institution and not for any other purposes. This verification is performed through ongoing usage tracking and visits to the university. Replacement dongles are only eligible by returning the old/defective dongle number to 3Shape. All upgrades are included for a period of 4 years. After this period, another 4 years can be added free of charge. Please contact your sales manager to facilitate subscription and saves extension.



**E3**  
Complete Restorative system – EDU

50 seats



**E4**  
Complete Restorative system – EDU

50 seats



Complete Restorative Software Stand alone EDU

1 seat



Implant Studio Stand alone EDU

1 seat

50 seats

Item	#20007926	#20007936	#80240182	#80245116	#85240086	#85240085
------	-----------	-----------	-----------	-----------	-----------	-----------

# Appendix



# Appendix I: Scanner Hardware configurations

## E1 Scanner

Essential scanning to digitize your lab



### Hardware Warranty

- 5 year warranty with LabCare
- 1 year warranty for Basic package

### Software modules

- Impression scanning included

### Scanner Tools

- 1 x Lab Scanner Calibration Object
- 3 x Scanning Interface Plate
- 1 x Scan Height Adapter
- 1 x Blu-Tack® scan clay
- 1 x Articulator Holder including 2 rubber bands (added per default)
- 1 x Generic Transfer Plate (added by default with Articulator Holder)


If Articulator Holder is not preferred, alternatively choose:

- 1 x Articulator Transfer Plate of choice\*\*

\*\* See page 16-17. Generic Transfer Plate will be added by default if no other type has been chosen.

# E2 Scanner

Increase productivity and texture scanning



## Hardware Warranty

- 5 year warranty with LabCare
- 1 year warranty for Basic package

## Software modules

- Impression scanning included

## Scanner Tools

- 1 x Lab Scanner Calibration Object
- 3 x Scanning Interface Plate
- 1 x Scan Height Adapter
- 1 x Blu-Tack® scan clay
- 1 x Articulator Holder including 2 rubber bands (added per default)
- 1 x Generic Transfer Plate (added by default with Articulator Holder)

If Articulator Holder is not preferred, alternatively choose:

- 1 x Articulator Transfer Plate of choice\*\*

\*\* See page 16-17. Generic Transfer Plate will be added by default if no other type has been chosen.

# E3 Scanner

High performance and implant bar accuracy



## Hardware Warranty

- 5 year warranty with LabCare
- 1 year warranty for Basic package

## Software modules

- Impression scanning included

## Scanner Tools

- 1 x Lab Scanner Calibration Object
- 3 x Scanning Interface Plate
- 1 x Scan Height Adapter
- 1 x Blu-Tack® scan clay
- 1 x Multi-die Fixture
- 1 x Articulator Holder including 2 rubber bands (added per default)
- 1 x Generic Transfer Plate (added by default with Articulator holder)

If Articulator Holder is not preferred, alternatively choose:

- 1 x Articulator Transfer Plate of choice\*\*

\*\* See page 16-17. Generic Transfer Plate will be added by default if no other type has been chosen.

# E4 Scanner

Unrivaled speed and die-in-model scanning



## Hardware Warranty

- 5 year warranty with LabCare
- 1 year warranty for Basic package

## Software modules

- Impression scanning included

## Scanner Tools


- 1 x Lab Scanner Calibration Object
- 3 x Scanning Interface Plate
- 1 x Scan Height Adapter
- 1 x Blu-Tack® scan clay
- 1 x Multi-die Fixture
- 1 x Articulator Holder including 2 rubber bands (added per default)
- 1 x Generic Transfer Plate (added by default with Articulator Holder)

If Articulator Holder is not preferred, alternatively choose:

- 1 x Articulator Transfer Plate of choice\*\*

\*\* See page 16-17. Generic Transfer Plate will be added by default if no other type has been chosen.

# Appendix II: Dental System version 2022 Software Indications



Indications	Crown & Bridge	Premium	Complete Restorative	Removables
Copings and bridge frameworks	✓	✓	✓	Upgrade
Anatomical copings and bridge framework	✓	✓	✓	Upgrade
Full anatomical crowns and bridges	✓	✓	✓	Upgrade
Single wax up / Wax up bridge	✓	✓	✓	Upgrade
Inlay / Onlay / Inlay bridge / Veneers	✓	✓	✓	Upgrade
Attachments	✓	✓	✓	✓
Tabletops and Non-prepared Veneers	Upgrade / CAD Points	✓	✓	Upgrade
Multi-layer crowns and bridges	Upgrade / CAD Points	✓	✓	Upgrade
Digital temporaries	Upgrade / CAD Points	✓	✓	Upgrade
Virtual diagnostic wax-ups	Upgrade / CAD Points	✓	✓	Upgrade
Post & core	Upgrade / CAD Points	✓	✓	Upgrade
Telescopes	Upgrade / CAD Points	✓	✓	Upgrade
Gingiva on all indications	Upgrade / CAD Points	✓	✓	Upgrade
Positioning guides	Upgrade / CAD Points	✓	✓	Upgrade
Customized impression trays for implant	Upgrade / CAD Points	✓	✓	✓
Customized abutments and screw-retained crowns	Add-on / CAD Points	Add-on / CAD Points	✓	Add-on / CAD Points
Implant bars and bridges	Add-on / CAD Points	Add-on / CAD Points	✓	Add-on / CAD Points
Full dentures	Add-on / CAD Points	Add-on / CAD Points	✓	✓
Removable partial dentures	Add-on / CAD Points	Add-on / CAD Points	✓	✓
Copy dentures	Upgrade / CAD Points	Add-on / CAD Points	✓	✓
Customized impression trays for dentures	Upgrade / CAD Points	✓	✓	✓
Digital models	Add-on / CAD Points	Add-on / CAD Points	✓	Add-on / CAD Points
Smile Design – 2D design of smiles	Add-on / Upgrade	✓	✓	Add-on / Upgrade
Splint Design, night guards and mouthguards	Add-on / Upgrade	✓	✓	Add-on / Upgrade
IvoSmile*	Add-on / Upgrade	Add-on / Upgrade	✓	Add-on / Upgrade
Orthodontics / Orthodontic appliances	Add-on	Add-on	Add-on	Add-on
Implant Planning and Surgical Guides (see page 37)	Add-on	Add-on	Add-on	Add-on

✓  
Upgrade / CAD Points  
Add-on / CAD Points  
Upgrade

Included  
Upgrade to Premium or Complete Restorative or apply CAD Points . Page 6, 7 and 21.  
Purchase add-on module or apply CAD Points. Page 6 and 7.  
Requires upgrade to Premium or Complete Restorative. Page 21.

\* Restricted in certain countries – check with 3Shape sales for availability



# Dental System version 2022 Software Features




Features	Crown and Bridge	Premium	Complete Restorative	Removables
Smile Composer including Sculpt Toolkit	✓	✓	✓	✓
Mirroring teeth	✓	✓	✓	✓
Simultaneous modeling on upper & lower	✓	✓	✓	✓
Dynamic virtual articulation	✓	✓	✓	✓
RealView Engine with 2D Design guidelines	Upgrade	✓	✓	✓
Align and re-use design	✓	✓	✓	✓
CAD block placement	✓	✓	✓	✓
3Shape Communicate® Inbox and shade	✓	✓	✓	✓
Measurement	✓	✓	✓	✓
Basic / Expert mode	✓	✓	✓	✓
Advanced design validation tools	✓	✓	✓	✓
Dental Manager Inbox	✓	✓	✓	✓
Full manufacturing equipment compatibility	✓	✓	✓	✓
STL and PLY Import	✓	✓	✓	✓
Scan STL and PLY Export*	✓	✓	✓	✓

✓ Included  
 Upgrade / CAD Points Upgrade to Premium or Complete Restorative or apply CAD Points . Page 6, 7 and 21.  
 Add-on / CAD Points Purchase add-on module or apply CAD Points. Page 6 and 7.  
 Upgrade Requires upgrade to Premium or Complete Restorative. Page 21.


\* PLY Export option is available from Dental System 2022 and onwards

# Appendix III: Software Package content




## Dental System **Scan Only**

- Dental Manager (unlimited seats)
- Dental Manager Inbox
- 3Shape Trios Inbox (unlimited)



## Dental System **Crown & Bridge**

- Dental Designer Crown & Bridge (1 seat)
- Dental Manager (unlimited seats)
- Dental Manager Inbox
- 3Shape Trios Inbox - unlimited
- Free trial : 100 CAD Points



## Dental System **Premium**

- Dental Designer Premium (1 seat)
- Dental Manager (unlimited seats)
- Dental Manager Inbox
- 3Shape Trios Inbox (unlimited)

Free trial: 100 CAD Points

Restorative Add-on Modules included:

- Smile Design (1 seat)
- Splint Studio (1 seat)

# Appendix III: Software Package content

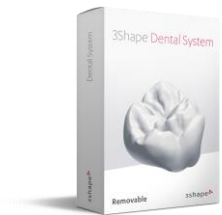


## Dental System Complete Restorative

- Dental Designer Premium (1 seat)
- Dental Manager (unlimited seats)
- Dental Manager Inbox
- 3Shape Trios Inbox (unlimited)

Restorative Add-on Modules included:

- Abutment Designer (with use of 1 Dental Designer seat)
- Implant Bar and Bridge (with use of 1 Dental Designer/Abutment Designer seat)
- Model Builder ALL Scans (1 seat)
- Full Dentures (1 seat)
- Removable Partial Design (1 seat)
- Impression scanning (unlimited seats)
- Smile Design (1 seat)
- Splint Studio (1 seat)
- IvoSmile \* (1 seat)



## Dental System Removables

- Full Dentures (1 seat)
- Removable Partial Design (1 seat)
- Dental Manager (unlimited seats)
- Dental Manager Inbox
- 3Shape Trios Inbox (unlimited)
- Impression scanning
- Free trial: 100 CAD Points

\* Restricted in certain countries – check with 3Shape sales for availability

# Appendix IV

## LabCare terms and conditions

When signing up for LabCare at time of scanner purchase the customers get the first year of subscription for free. Customers can discontinue LabCare and switch to the Basic package by paying a service charge. Customers discontinuing LabCare, also forfeits the LabCare Warranty & Replacement service. Basic package customer who wants to switch to LabCare later can do this by paying for the subscription. See page 23 LabCare Service Charge. LabCare is paid 12 months upfront. Any changes to subscription compared to previous prices will take effect for existing subscriptions upon invoicing of the next 12 months period.

# Appendix V: CAD points

Please note CAD Points require minimum Crown & Bridge software package. Splint Studio does not support CAD Points.

CAD Indications	CAD Points
TRIOS IOS Case	1 per case
3 <sup>rd</sup> Party IOS Case	2 per case
Copings and bridge frameworks	4 per unit
Anatomical copings and bridge framework	4 per unit
Gingiva on all indications	4 per case
Single wax up / Wax up bridge	4 per case
Tabletops and non-prepared veneers	4 per unit
Multi-layer crowns and bridges	4 per case
Digital temporaries	4 per unit
Virtual diagnostic wax-ups	4 per unit
Post & core	4 per unit
Telescopes	4 per unit
Customized abutments and screw-retained crowns	9 per implant
Implant bars and bridges	9 per implant
Full dentures (single arch / both arches in one case)	10 / 15 per case
Removable partial dentures (single arch / both arches in one case)	10 / 15 per case
Copy dentures (single arch / both arches in one case)	10 / 15 per case
Customized impression trays (denture and implant cases)	4 per case
Digital models (Model Builder) 3Shape TRIOS® case	6 per case
Digital models (Model Builder) 3Shape impression scans	6 per case
Digital models (Model Builder) 3rd party case*	12 per case
Positioning Guides	4 per case

\* STL, Sirona Cerec scans (3se files), iTero scans, 3M True Definition, and PlanScan.

# Appendix VI: Implant Studio



## Scan

Digital impression with award winning 3Shape TRIOS® scanner



## Plan

Prosthetic driven implant planning



## Print

Design and print customized surgical guides

Plan your prosthetic driven implant procedures based on esthetics, intended final restoration, available bone and the overall clinical situation, to deliver increased treatment predictability and better outcome. The Implant Studio software includes the ability to design custom surgical guides and directly links to selected 3D printers for in-house production or send-to external partner for production.

### Details

- Surgical guide export (STL) included.
- Creates output for implant position file with the associated impression scan, which can be imported into 3Shape lab system for restorative design.
- Includes option to receive cases from Implant Planner version to design surgical guide.

## Implant Studio App for Dental System

Enables same-day-dentistry with local production of surgical guides and ability to design implant prosthetics in Dental System Premium Platform.



Implant Studio App for Dental System Prosthetic driven implant planning and surgical guide design with option to 3D print guide either in-house or send-to option via STL export.

#85240010

Annual Subscription

\* To be eligible for add-on price, Dental System Crown & Bridge, Premium or Complete Restorative is required. For other cases, Implant Studio stand-alone versions should be purchased. Please contact your reseller for stand-alone pricing.

# System Requirements for 3Shape Dental System

Item	Minimum Requirements*	Recommended
<b>Operating System</b>	Windows 8.1 Home (64-bit) Windows 10 Home (64-bit)	Windows 8.1 Pro (64-bit) Windows 10 Pro (64-bit)
<b>Memory (RAM)</b>	16GB	32GB (64GB**)
<b>Video Card</b>	2GB NVIDIA GeForce or NVIDIA Quadro DirectX 10 or later***	4GB NVIDIA GeForce or NVIDIA Quadro DirectX 10 or later
<b>Storage Media</b>	250GB	500GB SSD (1TB****)
<b>Available Storage Space</b>	Minimum of 20GB of free disk space	
<b>Processor</b>	Intel Core i5	Intel Core i7 or Intel Core i9
<b>3D Mouse</b>		3DConnexion SpaceMouse™ Pro
<b>Monitor Resolution</b>	1920 x 1080 1920 x 1200	
<b>Network</b>	Internet connection	
<b>USB Ports</b>	USB 2.0 for 3Shape desktop scanner	
<b>Mouse</b>	Mouse with wheel button support	

\* If you are planning to use Implant Studio® integrated with Dental System, please check the system requirements for Implant Studio in the corresponding user manual.

\*\* For simultaneous scanning and modelling of large cases, we recommend 64GB RAM.

\*\*\* For scanning minimum requirement is 2 GB.

\*\*\*\* We recommend 1TB SSD if used as a stand-alone system or a server with the order folder.

## PLEASE NOTE!

The 3Shape desktop scanner has to be connected to a USB 2.0 port and it should be the only device in the USB host controller unless otherwise recommended by 3Shape for specific PCs. It is recommended to connect keyboard, mouse, dongle and other peripherals to a free USB 3.0 port when available. 3Shape lab scanners do not work on shared USB connections.

# Notes:

This product catalog is intended for resellers of 3Shape products. The availability of products and services mentioned here are subject to agreement between the reseller and end-user.

Wherever this catalog may contain indications of prices/charges payable by the end users (labs) for the products and services covered herein, such prices and charges are only indications of suggested retail prices/charges. Similarly, any other indications herein of terms and conditions applicable to the end users are only to be read as suggested terms and conditions. All suggested retail prices are ex. Vat:

1. 1 or 2 strips on the side of each Articulator Transfer Plate (and the matching Scan Height Adapter) indicate the type of Articulator Transfer Plate (and the matching Scan Height Adapter). 1 strip = for D750, D850, D900L, D1000 and D2000 (left axis). 2 strips = D2000 (right axis) – to help you inserting the parts correctly into the respective scanner model.
2. Allows users to make their own Articulator Transfer Plates for articulator systems not (yet) supported by other 3Shape Articulator Transfer Plates. The Generic Articulator Transfer plate can be used to transfer the model's position to the virtual articulator, when the customer is using an articulator for which 3Shape does not provide its own transfer plates. To do this, the Generic Articulator Transfer plate should be glued together with a split plate (disposable plate used to mount casts on) of any articulator system in order to create an Articulator Transfer Plate for mounted models for any articulator. After gluing, the Articulator Transfer Plate must be calibrated using the Articulator Calibration Object. The Generic Articulator Transfer Plate can also be used as Interface Plate to temporarily mount any object on.

Please note that local regulation in some EU/EFTA countries may require you, as a distributor/importer, to register/notify a medical device with the local competent authority before placing or making the medical device available on the market. It is your responsibility as a 3Shape reseller to be aware of such obligations under local regulation.

In this context, it is important to note that regulatory status for some 3Shape Software products may change classification with the implementation of Regulation (EU) 2017/745 on Medical Devices. This change may require additional action for some distributors/importers in accordance with local regulations.

Additional information will be made available in the Regulatory section of the 3Shape Partner Portal (We recommend you choose “receive notifications”).

This Product Catalog includes products that are developed and manufactured by 3Shape A/S, 3Shape TRIOS® A/S and 3Shape Medical A/S

Last revised: February 15<sup>th</sup> 2022